Owandy RADIOLOGY

OWANDY-RX DC

PRECISION AND SIMPLICITY

DC INTRAORAL RADIOLOGY SYSTEM

OWANDY-RX DC

HIGH FREQUENCY TECHNOLOGY

INTUITIVE

Clearly labelled, with simple, user-friendly configuration

DESIGN

Subtle, compact design that can adapt to all situations

ERGONOMICS & ACCURACY

Flexible and adjustable arms to obtain exactly the right position.
3 arm lengths available

WIRELESS

Wireless option available

MOBILE VERSION

A mobile version of the Owandy-RX DC is also available

Accuracy & reliability

The new Owandy-RX DC intraoral radiology system is known for its accuracy and reliability.

Enjoy consistent exposure settings as well as high quality radiation!

Ergonomic design, flexible arm

Designed to withstand the stresses of daily use.
The arm is easy to adjust, flexible and robust.

Its 3 arm lengths are designed to adapt to the layout of your surgery, tailoring the unit to your workstation as effectively as possible.

Contemporary, subtle and compact, this unit blends seamlessly into your surgery's environment.

User friendly

The Owandy-RX DC is very intuitive to use and requires no special staff training.

All settings are easy to configure (exposure time, patient typology, kV, mA, etc.)

The Owandy-RX DC works with all receiver terminals: digital sensors, imaging plates, films, etc.

Minimal dose affording maximum protection

The safety of your patients is one of our key priorities!

Its High Frequency technology reduces x-rays considerably, eliminating harmful soft rays.

The Owandy-RX DC (high frequency) comes with the "Wireless switch" option, allowing you to control X-ray emissions remotely, and ensuring maximum safety of personnel.

The wireless option makes installation easy: no need to worry about cable entries.

Clinical cases with phosphor imaging plates

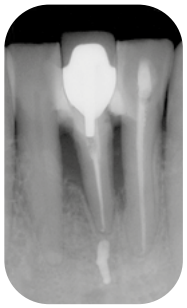

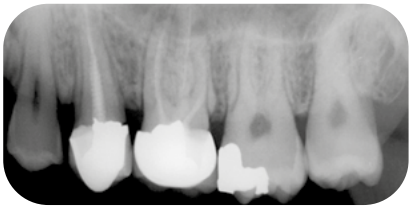

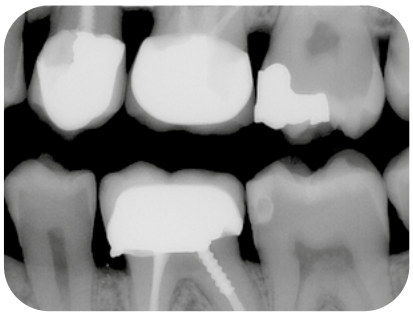

Clinical cases with digital sensors

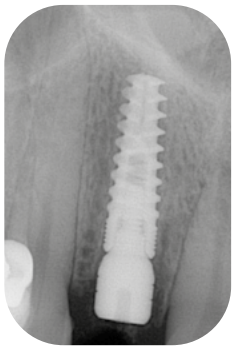

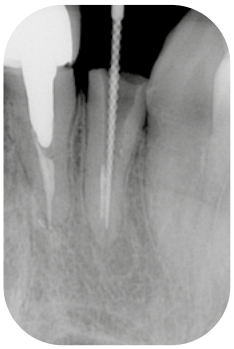

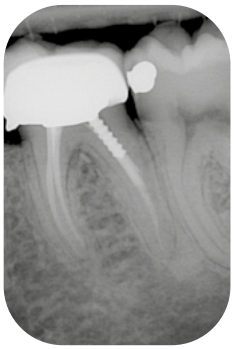

Technical features

	OWANDY-RX DC
Category	Class I, type B (CEI EN60601-1:2007)
Supply voltage	115/230 V - single phase 50/60 Hz
Power input	1,2 kVA
High voltage	60 à 70 kV
Anode current	4 à 8 mA
Focus	0,7 mm
Total filtration	Equivalent to 2,4 mm Al. à 70 kV
Leakage radiation	< 0,25 mGy/h
Technology	Direct current
Timer	from 0.02 to 3.2 secs
Head weight	5,5 kg
Total weight	19,5 kg
Arm extensions	41 cm / 82,5 cm / 110 cm
Options	Mobile version Wireless
Accessories	Long cone (31cm) / Long rectangular cone (31cm)

Technical diagrams

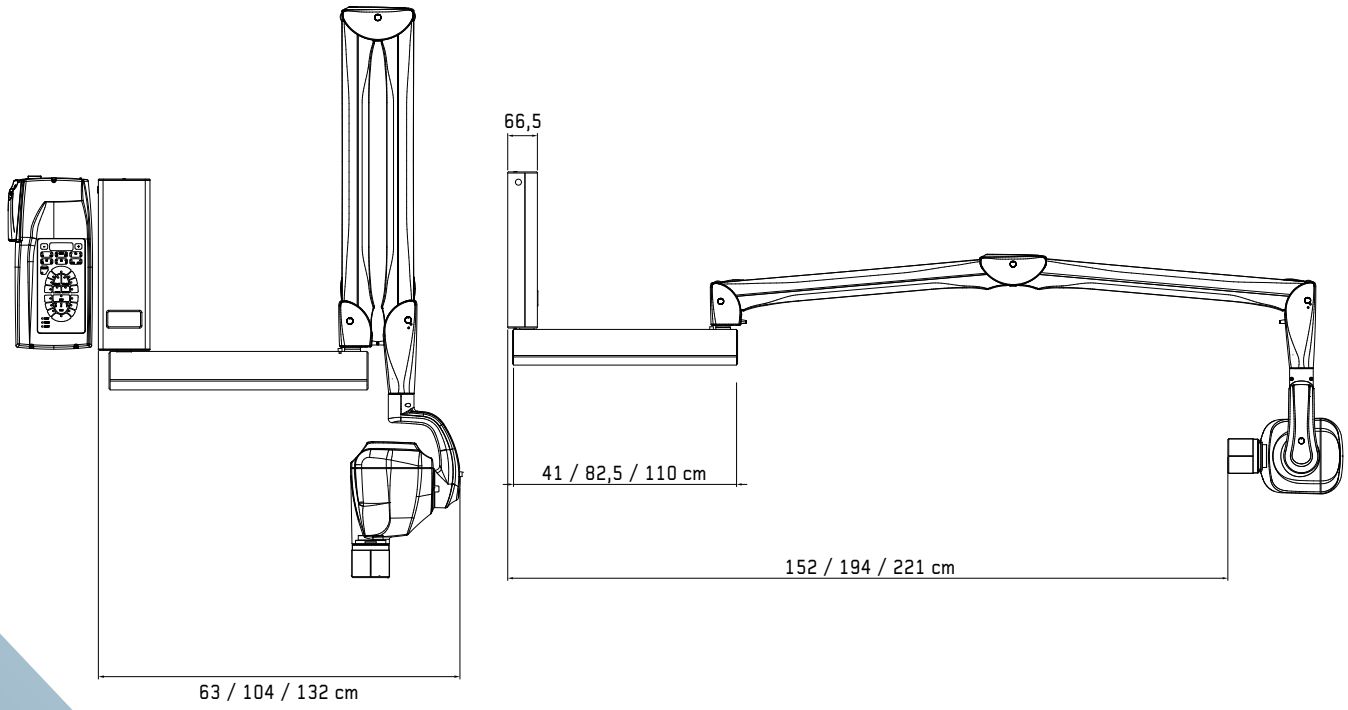

DIGITAL WORKFLOW OWANDY RADIOLOGY

A COMPREHENSIVE RANGE TO MEET ALL YOUR REQUIREMENTS

2D/3D UNITS

CEPHALOMETRIC UNITS

HF INTRAORAL GENERATOR

INTRAORAL PLAQUE SCANNER

EXPORT TO 3D PRINTER

SURGICAL GUIDE

DIRECT USB SENSORS

DIGITAL USB INTRAORAL CAMERA

3D INTRAORAL SCANNER

FACE SCAN .PLY IMPORT

BR_OWANDYRX-DC_EN_2024-01

Owandy RADIOLOGY

2, rue des Vieilles Vignes - 77183 Croissy-Beaubourg - FRANCE
Tél. : +33 (0)1 64 11 18 18 - info@owandy.com - www.owandy.com